

Community- Based Design *Lookbook*

*Designing workplaces that
build community can help
organizations thrive and
adapt to change.*

Waldner's
Furniture. Technology. Service.

**WOMEN
OWNED**
CERTIFIED BY WOMEN'S BUSINESS ENTERPRISE
NATIONAL COUNCIL



What's Happening

Four Macro Shifts *Changing Work Now*



Living on Screen

56% of meetings include
a remote participant.

AI Supercycle

75% of employees use
AI at work.

Sustainability Mindset


More companies are making
sustainability commitments
in their organization and
work environment.

Wellbeing Urgency

66% of employees are
not thriving at work.

Community-Based Design: *What it is.*

Drawn from urban planning principles and decades of Steelcase research, Community-Based Design is an insight-led approach to helping designers and customers create places that build a thriving, resilient community at work.



Communities are two things:
the places where we live and the
relationships we build.

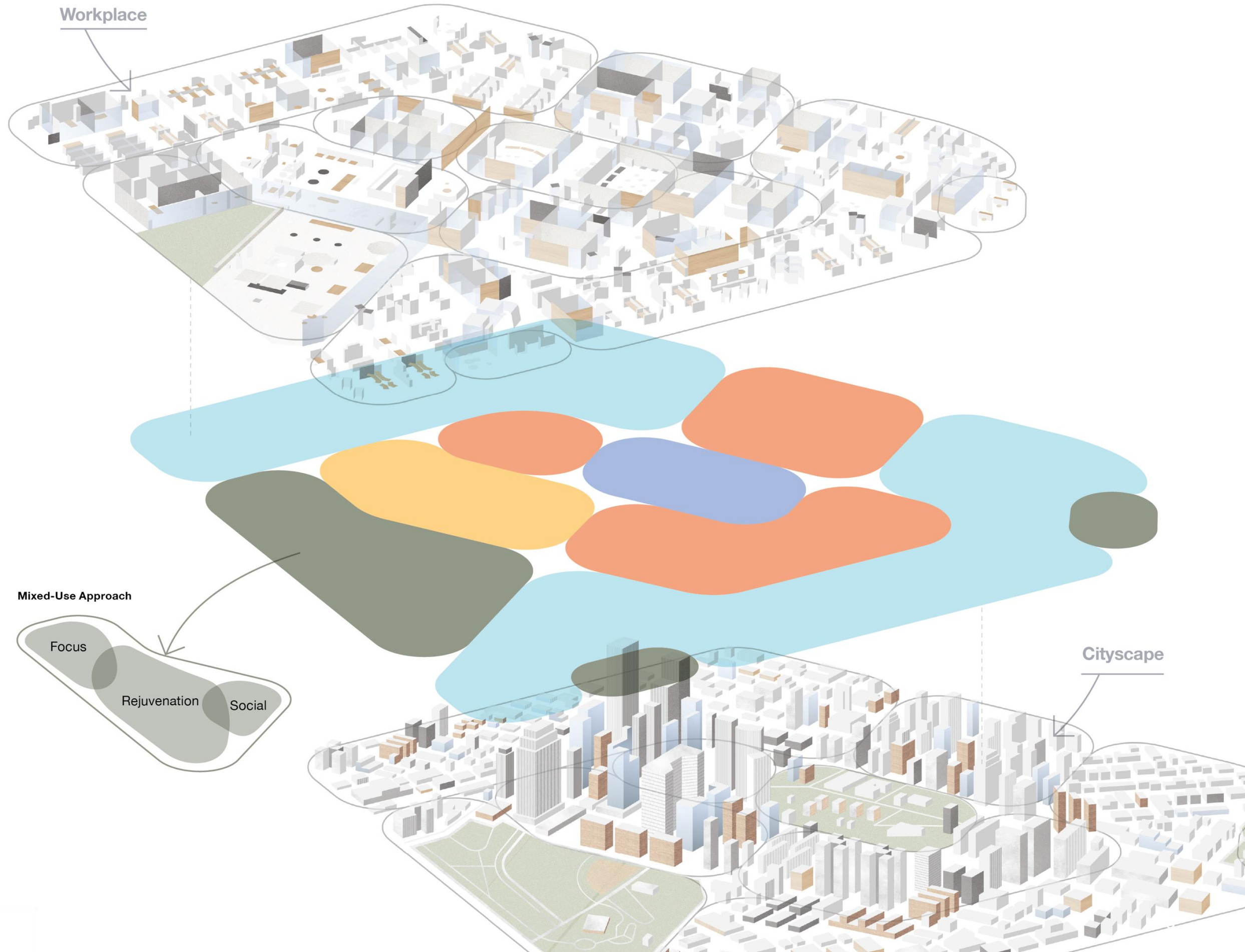
Community-Based Design serves both.
It is an insight-led approach that draws upon urban planning
principles and helps organizations respond to change.

Workplace Inspired by Urban Planning

Great cities are a source of inspiration for how to design workplaces that build a sense of community. Providing a diverse range of spaces like those found in thriving communities can help organizations build resiliency and adapt to change.

Designing with five mixed-use districts provides infrastructure to create a dynamic and inspiring workplace experience.

- City Center
- Neighborhoods
- Business District
- Urban Parks
- University District



Workplace Districts

A district can be prioritized around one work mode, but those work modes are happening differently for everyone anywhere.



City Center

Prioritized for
Socializing



Neighborhoods

Prioritized for
Focusing



Business District

Prioritized for
Collaborating



Urban Parks

Prioritized for
Rejuvenating



University District

Prioritized for
Learning

Worker Profiles



In-Office Worker

- A worker that reports to the office most, if not all, the time
- This worker may or may not receive an assigned desk, depending on workplace policy



Hybrid Worker

- A worker that reports to the office 2-4 days per week on average, with the remainder of the week spent working from home or at an offsite 3rd space location
- This worker may or may not receive an assigned desk, depending on workplace policy



Remote Worker

- A worker that primarily works from home but will utilize the office for key meetings, events or coworking
- A worker that works primarily offsite or with a high degree of business travel



Community-Based Design Process

Design

The planning methodology

Include a
diversity of spaces

Spaces that serve
a range of needs.

Design for
mixed use

Spaces that support
multiple modes of work.

Build social
infrastructure

Places that shape the
way people interact.



City Center

A social hub that is the heart of the community — a centralized connection point that draws people in where they can build bonds and trust.



City Center

Design Intent


A social hub that provides a centralized connection point that draws people in, where they can gather and interact with those throughout the organization to build bonds and trust.

Key Features

1. A boundary element that hosts a display at the front of the space, supports wayfinding and can provide company-wide information or signage for events.
2. A range of postures and settings to support different group sizes allows individuals to choose how they prefer to connect and socialize with others.
3. Placing more static elements (like built-ins) around the perimeter of a space, and more moveable elements at the center provides some flexibility and enables the space to be used for events such as large, company meetings.
4. Phonebooths and collaborative settings allow people to take a call or do an impromptu share.
5. A nourishment bar or café can be a draw for employees to connect with each other and supports wellbeing by providing nutrition throughout the workday.



City Center



1. Communal Table



2. Banquette



3. Booths



4. Connection Hub



5. Dining + Work Tables



6. Social Lounge

City Center


Communal Table

A standing-height social space can be utilized for dining, connecting with colleagues or focusing alone near team members. Standing height settings support a user’s choice to sit or stand depending on what is most comfortable to them.


Key Products

- Viccarbe Cambio Oval Table
- Mattiazzi Solo Bar Stool
- FLOS Almendra Linear

65 sq ft



Incorporating soft, diffused lighting elements reduce glare and creates a welcoming ambiance. The pendant allows for adjustment to provide direct or indirect lighting.



When planning for a standing height setting, providing stools with an integrated footrest can enhance individual’s comfort when sitting.

City Center

Banquette

This setting creates a casual space to gather for snacks, meals, and a change of scenery while working or connecting with others. Biophilic elements and natural colors and materials make this space a destination in the workspace.


Key Products

- Coalesse Together Bench
- Coalesse Lagunitas Work Table
- Bolia Swing Dining Chair

188 sq ft



Higher boundary behind an individual provides a sense of safety, and the integration of biophilic elements creates a connection to nature that can enhance wellbeing



Smaller tables provide the capability to be rearranged to accommodate different size groups

City Center

Booths

Booth seating with performance elements that support smaller groups and provide some privacy in open settings. This space can provide a more private nook in an open café space. Tables with integrated power allows individuals to bring their own devices and stay for longer periods of time.

Key Products

- Coalesse Ensemble Modular Lounge
- Coalesse Lagunitas Table

90 sq ft



City Center

Social Lounge

This open collaboration space supports in-person meetings or gatherings; the screens help provide a sense of security, while the personal table allows the users to have a personal device or a drink. Using boundary elements to host displays create a welcoming transition space.

Key Products

- Viccarbe Common Bench
- Steelcase Flex Active Frames
- Coalesse Ensemble Modular Lounge
- Blu Dot Apt Coffee Table
- Coalesse Carl Hansen Enhance Chair

425 sq ft



Whiteboards support collaboration, allowing for impromptu brainstorming or share ideas.



Boundary with shelving for propping with decorative items help to create an inviting space while also providing space for light storage of shared items.



Fabric screens with rounded corners brings a softness and visual privacy from passers-by in this open space.

City Center

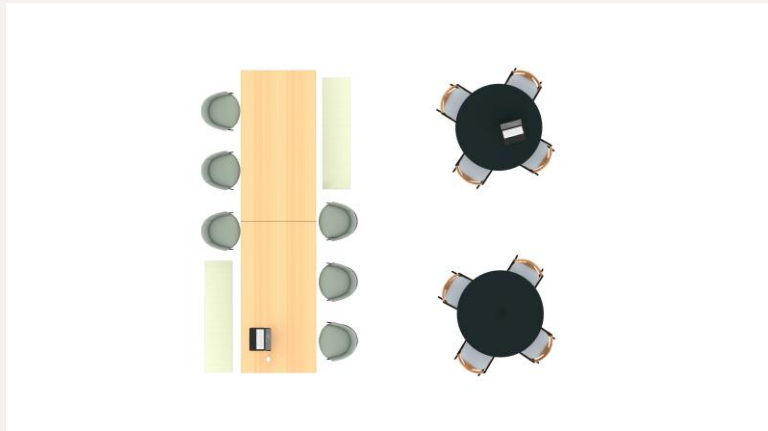
Dining + Work Tables

Offering a variety of table shapes & sizes allows for flexibility for socializing or working in a livelier café space. Including power within a café space enables it to be used for more than just the lunch hour.

Key Products

- Viccarbe Trestle Table
- Viccarbe Trestle Bench
- Viccarbe Copa Chair
- Viccarbe Quadra Chair
- Moooi Container Table

306 sq ft



Larger communal tables provide room to accommodate larger groups or for individuals to focus amongst others during off-peak hours



Consider tables that have an integrated power module. This allows users to connect their personal devices while maintaining a clean aesthetic.

City Center

Social Lounge

A casual lounge setting that is intended to provide a gathering space for respite and connecting with others. Configuring furniture in the round invites casual conversation with better eye to eye connection and create an equitable experience for users.

Key Products

- Blu Dot Thataway Angled Sofa
- Bolia Story Coffee Table
- West Elm Fulton Chair
- Flos Arco
- Steelcase Health Regard Planter

192 sq ft



An angled sofa positions people in a more organic way vs. side by side to enhance connection between individuals.



Accessories like the floor lamp, rug, and planters help delineate space in the open plan, giving the space a sense of privacy and comfort.



Neighborhoods

A home base for individuals and teams — a place where the heads down work gets done and teams stay connected.



Neighborhood

Design Intent

A home base that primarily supports individual focus work, in addition to collaboration and social spaces. This space is an example of a nomadic neighborhood, but the same insights could be applied to a resident or blended neighborhood.

Key Features

1. Unassigned, open plan workstations provide a familiar place to focus. Provide spaces with higher boundary, for more heads down work or taking calls at the desk.
2. Provide individuals with different types of workstations to allow them the choice to work alongside others or individually. Lockers provide a place for these individuals to store their belongings.
3. Including places in the open to connect with others or work alone amongst others gives users options from a traditional workstation
4. Individual enclaves allow people to select more privacy when needed, whether for focus, respite or connecting with others on video.
5. Enclosed collaboration spaces within the neighborhood support teams and individuals sharing content, brainstorming, and connecting with colleagues both in-person and remote.
6. A neighborhood café invites teams and individuals to gather and connect informally throughout the day.



Neighborhood



1. Social Lounge



4. Multi-purpose Pod



2. Enclaves



5. Open Benching



3. Neighborhood Cafe



6. Open Workstation

Neighborhood

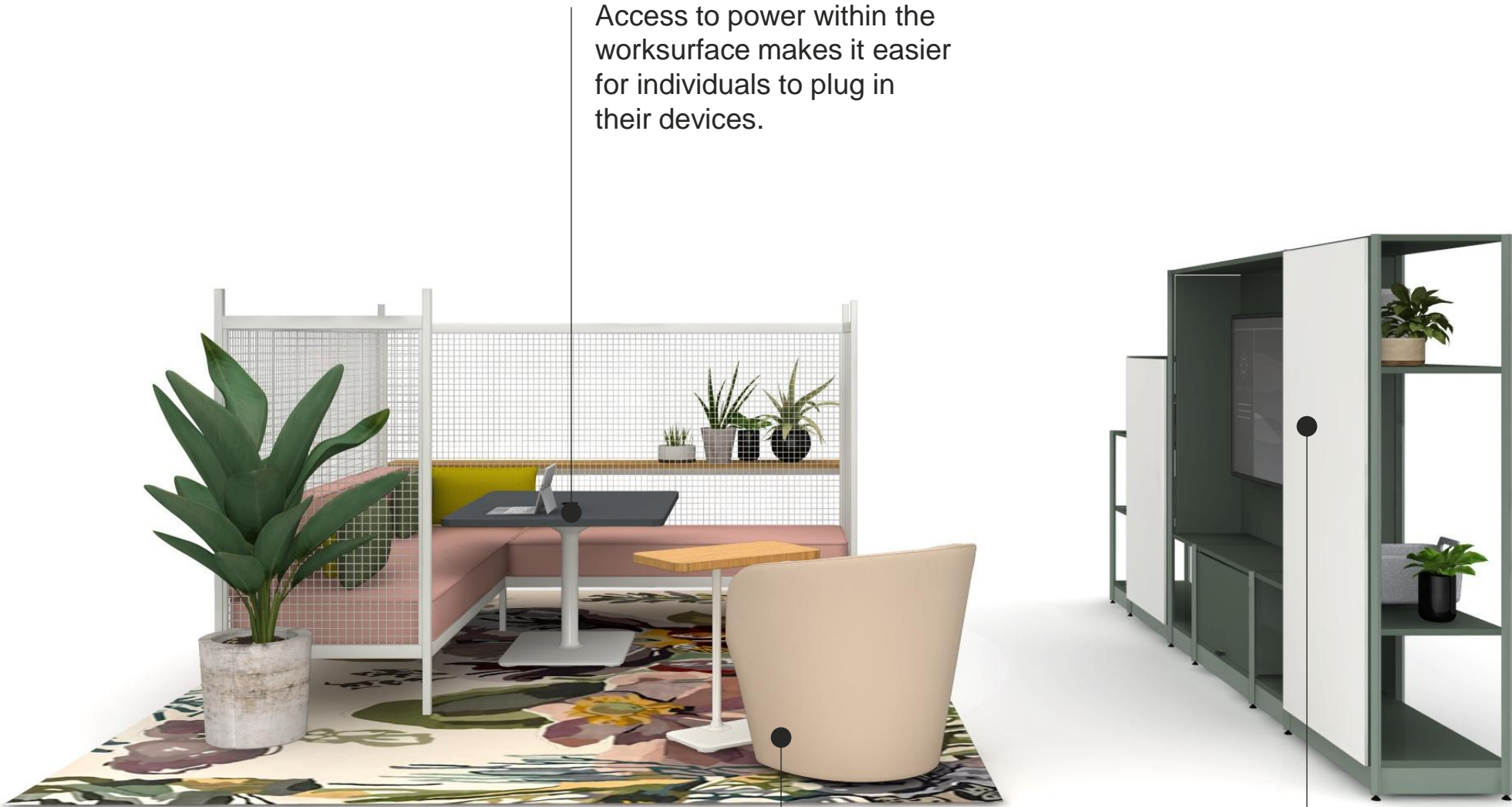
Social Lounge

This social space offers elements of boundary and shielding that may provide psychological safety to users and mitigate visual distractions. The lounge posture provides access to more informal collaboration and access to technology to share content with others.

Key Products

- Steelcase Flex Active Frames
- Established and Sons Grid Lounge
- West Elm Willow
- Coalesse Lagunitas Table
- Nanimarquina Flora Rug

198 sq ft



Access to power within the worksurface makes it easier for individuals to plug in their devices.

Including products that swivel, or rock can help support user movement and stimming.

Boundary elements that are capable of hosting technology for content sharing and whiteboards for brainstorming can help reduce clutter and provide visual privacy.

Neighborhood

Enclaves

Private enclaves give individuals the choice between a more active space to walk, a quiet retreat to take calls, do heads down focus work or rejuvenate. Providing different posture options, aesthetics and amenities in each space promotes user choice and control to select a space that best supports their needs.

Key Products

- Steelcase Everwall
- Steelcase Ology Walkstation
- Established & Sons Quilt Lounge
- Blu Dot Swole Side Table
- Steelcase Elective Elements
- Steelcase Think Chair

161 sq ft



Acoustic wall tiles improve sound transmission to create a quieter space.

Adding connections to nature, such as natural materials and biophilia, can have a positive effect on wellbeing and reduce stress



Promoting physical activity at work can stimulate the mind and improve attentiveness.

Accommodating different needs of users by adding in unique textures & seating choices for comfort and self-soothing

Neighborhood

Neighborhood Café

A neighborhood cafe invites users to gather, connect, and socialize with colleagues in a casual environment to enhance an individual’s sense of belonging. Employees can use this space for casual collaboration, relaxation, or refreshments.

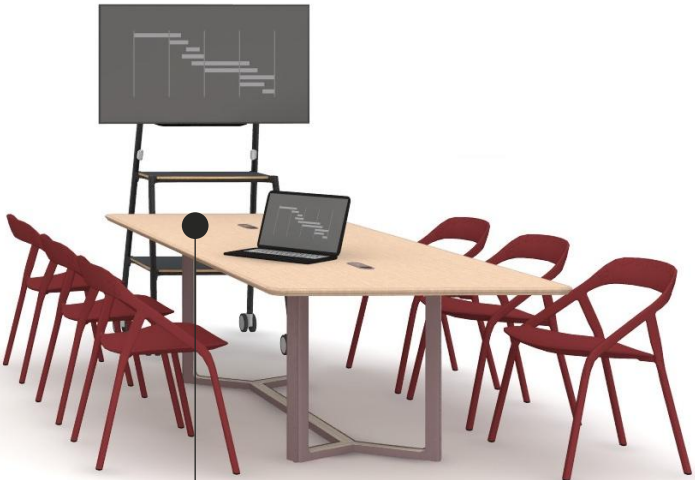
Key Products

- Steelcase Health Folio Casegoods
- Coalesse Potrero415 Table
- Mattiazzi Chiaro Bar Stool
- Steelcase Verlay Table
- Coalesse LessThanFive Chair

254 sq ft



Digital content sharing in a cafe space allows the company to share updates and build community



Tables with power and technology in the neighborhood cafe support casual meetings while grabbing lunch or snacks

Neighborhood

Multi-purpose Pod

A small enclosed collaboration space that hosts technology and provides visual and acoustical privacy for brainstorming, sharing content and connecting with colleagues. Adjacent shielded spaces can support pre/post meeting activities like checking email, conversations with others, or rejuvenation.

Key Products

- Orangebox Campers & Dens CD02
- Bolia Saga Armchair
- Orangebox Cubb Wire Arm Chair
- Steelcase Lagunitas Work Table
- Coalesse Ensemble Modular Lounge

195 sq ft



Shielding provides a place for individuals to tuck themselves away for a moment of respite or focus, while still being able to see and be seen.



A small huddle pod provides a space for two users to connect for mentoring, 1:1, connecting with remote colleagues, or sharing content.

Provide a protected space for individuals to prep for a meeting or connect afterwards without having to go too far.

Neighborhood

Open Benching

Workstations configured as benching allow users to work alongside others with screens that provide personal privacy between users. The lockers allow having storage while keeping the working area clean and open.

Key Products

- Steelcase WorkValet
- Steelcase Migration Collection Intro
- Steelcase Think Chair
- Steelcase Soffio Screen

158 sq ft



Neighborhood

Open Workstations

A shielded workstation for those who need a space to focus or take calls with a bit more privacy in the open. This space gives people control over their work experience while limiting exposure and reducing distractions. The adjacent phone booth allows for even more privacy for confidential calls or for spaces that may have quiet protocols in the open.

Key Products

- Steelcase Answer Panel
- Steelcase Gesture Chair
- Steelcase Flex 120 Straight Height Adjustable Desk
- Steelcase Flex 120 Desk Mount Privacy Wrap
- Blu Dot Splash Coat Rack
- Orangebox On the QT Phone Booth

151 sq ft



Privacy wrap with integrated adjustable lighting & tackable surface creates a feeling of psychological safety and the opportunity to personalize the space.

Flexible screening elements that can be easily added for a clean background of a video call or ability to easily remove and collaborate with co-workers.

Enabling an individual's choice to change posture in the same setting promotes user control without having to leave the space during a productive focus session



Business District

A diverse range of shared spaces where people come together to meet, share, brainstorm and collaborate — an environment that sparks creativity and innovation.



Business District

Design Intent

A diverse range of shared spaces where people come together to meet, share, brainstorm and collaborate. An environment that sparks creativity and innovation.

Key Features

1. Providing lockers to store personal items for the day reduces the need for individuals to seek out a place to keep their belongings.
2. Open plan collaborative spaces support in- person working sessions, impromptu meetings and content sharing.
3. Various meeting spaces accommodate different group sizes and postures while optimizing on camera views for hybrid collaboration
4. Individual enclaves near meeting rooms allow people to easily switch between individual and group work to do focus work or take a video call.
5. Open plan lounge spaces can be used for 1:1s, socializing, respite or focus work between meetings.
6. Strategically located touchdown spaces provide a place to check email, have post-meeting conversations and connect with colleagues between meetings.



Business District



1. Conference Room



4. Video Kiosk



2. Collaboration Pod



5. Open Collaboration



3. Flexible Meeting Room



6. In-between Spaces

Business District

Conference Room

A large conference room provides a more formal setting that can be used for presentations, hosting and hybrid meetings. It fits in the more traditional planning while still supporting enhanced sightlines at the table for in-room and virtual participants for up to 10 people at the table. The storage provides a space for hosting amenities like refreshments and food, plus work tools.

Key Products

- Steelcase Everwall
- Viccarbe Copa Chair
- Steelcase Elective Elements
- FLOS Skygarden
- Steelcase Ocular Sightline

465 sq ft



The organic shape of table enhances sightlines for both in-room and virtual participants. It also provides ease in accessing + integrating technology components for IT partners.



Storage and shelving can host supplies and artifacts, as well as food and beverages for longer meetings.

Business District

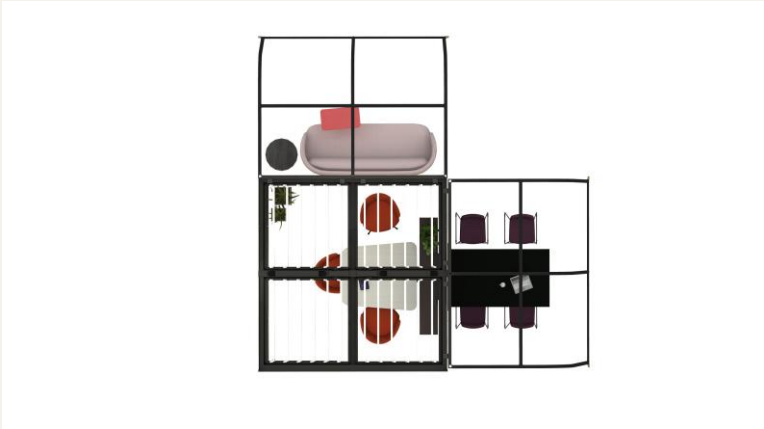
Collaboration Pod

Layers of privacy with pod planning allows employees to collaborate in different ways, from in-person or remote collaboration inside the pod to impromptu meetings in the open area or even rejuvenation or quick 1:1s in the lounge open area.

Key Products

- Orangebox Campers & Dens
- Viccarbe Copa Chair
- Steelcase Mackinac
- Orangebox Cubb Barstool
- Orangebox Cubb Table

296 sq ft



An acoustically private pod enhances on video collaboration and does not require integration into the building sprinkler system.

Capability of hosting displays to either the hoop or panels of the pods internally & externally creates a variety of use cases.



The awning adds a layer of shielding and privacy. This allows people using the space to feel protected while in the open plan.

Business District


Flexible Meeting Room

This active collaboration space invites users to interact with both technology and whiteboards to support ideating, brainstorming, and connecting with virtual participants. Flexible furniture encourage users to configure the space to suit their needs..

Key Products

- Steelcase Everwall
- Steelcase Flex Work Table
- Steelcase Flex Wall Rail
- Steelcase Perch
- Steelcase Silq
- Microsoft Surface Hub Floor Mount 85"

335 sq ft



Moveable whiteboards in collaborative spaces allows users to brainstorm and share ideas. Participants can layer and move the boards or take their notes with them post meeting.



Interactive technology allows remote users to participate in brainstorming and collaborative sessions and integrates whiteboard collaboration into the device.

Perch stools allow users to transition between sitting and interacting with whiteboards easily.

Business District

Video Kiosk

This smaller pod for one user is optimized for hybrid collaboration. You can leave your belongings in the shared lockers outside the space or drop your bag on the bench inside before connecting to your meeting.

Key Products

- Steelcase Work Valet
- Steelcase Series 1 Air Back
- Orangebox Campers and Dens
- Coalesse Davos
- Blu Dot Construct Credenza
- Steelcase Flex Single Table

96 sq ft



Lockers located near meeting spaces are useful for storing personal belongings between meetings.

A side surface provides a space for additional personal items and can host a room controller closer to the user.



Small bench inside the space can be used as a bag drop to keep items close by.

Business District

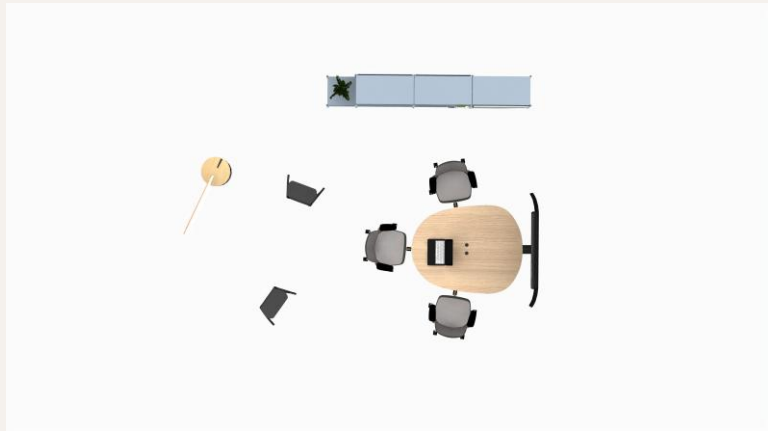
Open Collaboration

This open collaboration area can be used to ideate, collaborate, or share content with in-person colleagues. The shelving provides open storage for shared worktools while creating a semi-private area within the open plan.

Key Products

- Steelcase Karman
- Steelcase Perch Stools
- Steelcase Flex Markerboard
- Steelcase Flex Stand
- Steelcase Flex Active Frames
- Steelcase Coupe Tower

240 sq ft



A table that arrays users around integrated technology creates a more equitable collaboration experience. Hidden cable management reduces clutter while also supporting content sharing and access to power.



Mobile whiteboards and stools that enable perching, allow for active collaboration.

Business District

In-Between Spaces

Integrate settings that can be used for 1:1s, socializing, relaxing, or focusing between meetings. Personal tables allow users to use personal devices or bring a cup of coffee. Adjacent nooks with high screens can be used for focus work or checking an email in-between meetings, near colleagues and collaborative spaces.

Key Products

- Steelcase Amia Chair
- Coalesse Ensemble Lounge
- Steelcase Brody Desk
- Coalesse Lagunitas Personal Table
- Bolia Story Coffee Table
- Viccarbe Funda Lounge Chair

679 sq ft



The boundary screens add a soft element, provide visual privacy and help delineate the space from adjacent settings.



Shielded focus desks help prevent distractions for heads-down work in the open plan.



Urban Parks

Community destinations for people to find respite and rejuvenation — a place to renew and care for their wellbeing.



Urban Parks

Design Intent

A space for people to find refuge and rejuvenation however they choose. Whether it be a moment of solitude or casual socialization in an alternate posture. Privacy elements provide a signal of permissions for taking a moment for respite during the workday.

Key Features

1. Boundary with plants provides a calming, biophilic element to help reduce stress and give privacy to respite settings
2. For those that prefer to relax alone, individual lounge seating with screening and integrated power gives them privacy to work or relax.
3. Consider alternative seating elements for respite spaces, such as floor pillows, relaxed posture, low seated lounges, and tactile fabrics.
4. Shielding around respite spaces gives the permissions to feel comfortable utilizing alternative seating options.
5. Desking with built in screens and positioned in quiet spaces can be a great place to avoid distractions and tuck away for focus work.



Urban Parks



1. Sensory Lounge



2. Open Touchdown



3. Individual Retreat

Urban Parks

Sensory Lounge

This respite space offers an alternative lounge setting to relax, connect with coworkers, or do light focus work. Furniture that is designed to sit low to the ground can provide benefits for a variety of users with diverse needs. Tall boundary provides privacy and permission for people to be comfortable relaxing.

Key Products

- Steelcase Everwall
- Viccarbe Savina Sofa
- Blu Dot Circula Table
- Moooi Poof
- Bolia Mega Floor Cushion
- Moooi Knitty Lounge Chair

305 sq ft



Floor pillows support alternative postures like laying down and can support people who benefit from grounding.



A lounge chair with a defined textural upholstery can benefit users who are sensory seeking.

Urban Parks

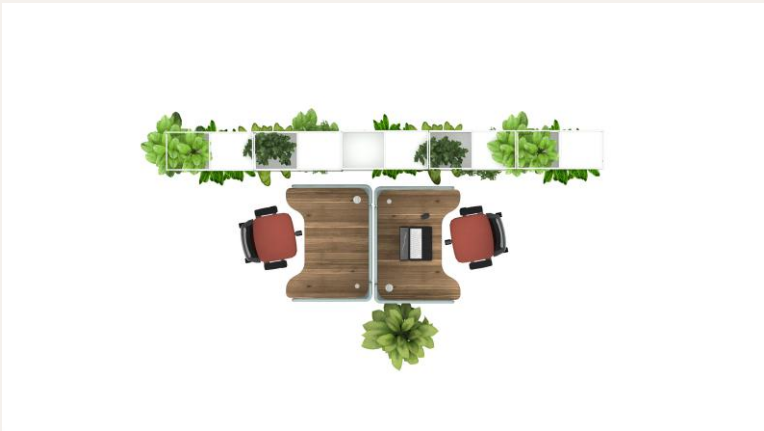
Open Touchdown

Unassigned nooks provide a touchdown space to do focus work for individuals seeking out a change of scenery or quiet space. Tall boundary elements provide additional visual privacy, and shelving also supports inspirational artifacts and biophilia to enhance the company culture and connection to nature.

Key Products

- Coalesse Lagunitas Focus Nook
- Steelcase Amia Chair
- M.A.D. Urban Shelf

98 sq ft



Desking with integrated screening, and power access provide a sense of privacy to do heads-down work.



Shelving enhances privacy and connection with biophilic elements inside the workplace.

Urban Parks

Individual Retreat

This quiet space allows users to find a comfortable spot for respite or to focus and get work done – lounge seating that configures into small “nests” for someone who seeks out visual and territorial privacy, and amenities like adjustable back, direct proximity to power, and tables for personal devices and a cup of coffee.

Key Products

- Coalesse Ensemble Lounge
- Coalesse Ensemble Screen
- Coalesse Lagunitas Personal Table

172 sq ft



Screens that wrap around a lounge, cocoon a user and can provide a sense of security and comfort.



Tip: Positioning individual lounge spaces near windows with access to daylight and biophilia can reduce stress and boost the mood .

Furniture with built-in adjustability, like an adjustable back on a lounge, provides choice and control for users to work in the way most comfortable to them

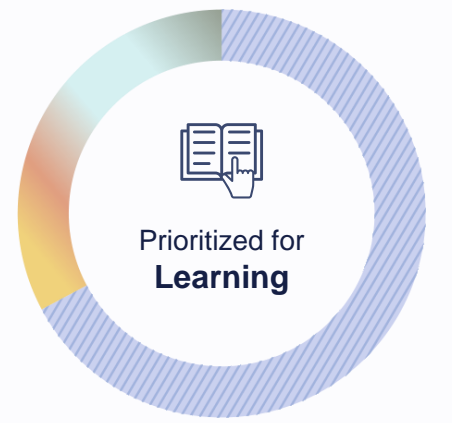


Integrated planters that also provide a side surface with easy access to power bring functionality and elements of wellbeing together.



University District

Communal area dedicated to individual and group learning that supports both structured and informal experiences — places to foster a culture of lifelong learning.



University District

Design Intent

Shared spaces dedicated to individual and group learning supporting both structured and informal experiences. Places to foster a culture of lifelong learning.

Key Features

1. Multiple furniture choices support different postures within a classroom and allow people to choose a seat that will best support them. Consider a cushioned lounge, task height, standing height or other furniture that supports movement.
2. Classrooms with flexible furniture and moveable wall systems can easily be reconfigured to support various size group training sessions by shifting from one large training space into two smaller spaces
3. A large common area with a casual lounge and benches provides a comfortable place to connect pre/post training or during breaks.
4. Storage elements provide space for personal belongings and meeting materials to be stored near the classrooms.
5. Nearby enclaves provide a private, distraction free space for people and enable individual learning such as webinars and other training sessions.
6. Touchdown spaces can support breakout sessions or connecting pre/post training.



University District



1. Training Room



4. Partitioned Classroom



2. Common Area



5. Enclaves



3. Open Collaboration



6. In-between Space

University District

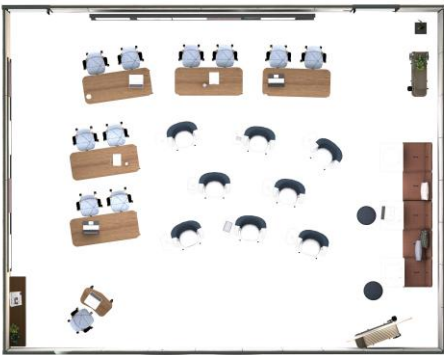
Training Room

This classroom is a place for larger teams or groups to gather. This space supports learning sessions, team meetings, and share-outs and is equipped with technology. The furniture choices support different postures and allow people to choose a seat that best supports them.

Key Products

- Steelcase Silq
- Steelcase i2i Chair
- Steelcase Flex Work Table
- Steelcase Flex Wall Rails
- Steelcase Everwall

1,120 Sq ft



A range of seating options, including varied postures, swivel or mobile seating, and seating along the room's edge, provides individuals with the flexibility to choose a comfortable and personalized seating arrangement.

Consider analog surfaces in multiple locations in a space to maximize flexibility and furniture reconfiguration opportunities.



Allowing for additional space to reconfigure easily and allowing for ample circulation can better support the neuro-divergent community.

University District

Common Area

A setting for in between spaces, the casual lounge and benches provide a comfortable place to connect before or after a training session. The variety of postures can support individual focus or socializing.

Key Products

- Coalesse Ensemble Lounge
- Steelcase WorkValet
- Orangebox on the QT
- Viccarbe Common Bench
- Coalesse Montara650 Table
- Mattiazzi Branca Bar Stool

556 sq ft



Benches at different heights give people choice, with the option to stand, perch, or lounge while connecting with others.



Shorter locker build ups can support impromptu connections while storing personal belongings. Adding a small bench can be used for a bag drop while accessing lockers.

Providing phone booths along corridors that can be easily accessed on-demand allows people to have a private conversation without having to seek out a space.

University District


Open Collaboration

An open touchdown setting with integrated technology provides a space to connect and share content with in-person colleagues. Planning this space adjacent to training spaces can also provide a place to recap post-training sessions or host a breakout session in a small group.

Key Products

- Steelcase Ocular Coupe Seated Tower
- Orangebox Cubb Stool
- Steelcase Flex Active Frames
- Steelcase Flex Board Cart

232 sq ft



A totem to host technology supports clean cable management and promotes simple content sharing capabilities

Mobile markerboards give people the ability to use these analog surfaces during breakout sessions and bring them back to the larger meeting space easily.

Shelving that integrates pinnable and/or writeable surfaces allows people to add personalized content like inspiration imagery, notes from brainstorming sessions, etc

University District

Partitioned Classroom

This shared, bookable space seamlessly supports groups seeking out a space to teach, learn, share + ideate, or to use for short-term project needs. Flexible furniture allows groups to reconfigure the space to suit their needs, whether it is being used for data array, co-creation, or co-presence with remote colleagues. The space also supports future growth + change within the company by maintaining a flexible-use space.

Key Products

- Steelcase Node Chair
- Steelcase Everwall
- Steelcase Karman Stool
- Viccarbe Season Sofa
- Flex Work Table
- Steelcase Elective Elements Storage

992 Sq ft



An on-demand, modular wall promotes flexibility, enabling the space to flex between one large space or two smaller rooms.



A tiered seating approach provides a variety of seating that supports multiple posture choices for users

Support users with seating that has multiple functions, such as housing personal items, providing a small worksurface and allowing flexibility and movement

University District

Enclaves

A range of enclaves that support individual users and promote choice and control. The different configurations allow an individual to focus, take virtual meetings, relax, or join learning sessions. Planning enclaves adjacent to training rooms can provide people with the choice to join on site trainings in an individual space to reduce distractions.

Key Products

- Steelcase Everwall
- Steelcase Think
- Steelcase Ology
- Coalesse Lagunitas
- Bolia Solo Lounge
- Steelcase Series 1

184 sq ft



Integrated markerboards are helpful to capture ideas and brainstorming

Individual enclaves support users looking for more privacy during the day, and fewer distractions for focus work or a video call.



Materiality can play a key role in creating choice for people. Showing a range of aesthetics allows users to choose a light and bright space or dark and moody based on what is more inviting and comfortable to them.

University District


In-Between Space

A small touchdown space for two users to connect pre or post training session. An informal lounge provides a comfortable place to take a break, socialize or do light focus work.

Key Products

- Coalesse Lagunitas Lounge
- Coalesse Lagunitas Personal Table
- Steelcase Regard Planter
- Flos IC Lights
- Nanimarquina Mesh Rug

88 sq ft



Adding elements like diffused lighting and biophilia can enhance wellbeing and reduce stress.

Furniture that has integrated screens provides a sense of security with shielding in the open. Integrated power allows people to work for longer durations.

When we *do better*,
we help the world work better.

thank you

Waldner's
Furniture. Technology. Service.

Steelcase
Premier Partner

Reach out to learn more:
info@waldners.com